

Colour Wide Format Multi Function Printer

RICOH IM CW2200

RICOH
imagine. change.

✔ Copier ✔ Printer ✔ Scanner




Ricoh's new generation wide format printer delivers precision, quality and durability

Designed to meet the needs of today's businesses where working with CAD drawings and other large documents (A1/A0) are key, the RICOH IM CW2200 offers the perfect solution. High quality, precision documents such as site plans, technical drawings and design graphics, are effortlessly scanned and printed at impressive speeds. Ricoh's innovative GEL-Jet™ technology ensures our inks are both UV and water resistant, so your documents not only retain their colour and clarity, but are waterproof when working outdoors too.

- Taking wide format printing to a new level
- Fast scanning speeds - up to 35.3mm/s for colour and up to 106.7mm/s for mono document
- Automatic paper roll setting - no need to hand feed the paper
- Impressive continuous printing – print documents up to 33 metres long
- Enhanced stacking capacity - up to 10 original sheets





Fast, flexible and efficient

The RICOH IM CW2200 offers a range of enhanced features including the Ricoh's unique GEL-Jet™ UV and water resistant ink technology and new smart operation panel. With automatic paper roll handling which prints up to 33 metres, it's perfect for large precision CAD documents or CAD drawings.

Innovative, productive and reliable

We've introduced new and enhanced features on the RICOH IM CW2200, so you'll spend less time at the printer and more time focussing on your projects. Designed to offer more than just a printing and scanning solution, this device can act as a secure document hub for all your technical files, helping to enhance productivity.

Take your business to the next level

Built for productivity

Minimise downtime with uninterrupted high-speed printing, even faster scanning and digitise your projects with automated scanning capabilities.



Designed for efficiency

Focused on collaboration, the RICOH IM CW2200 can effectively become a document hub, enabling your teams to scan, print and share jobs with ease.



Constructed for convenience

Changing the paper roll is now even easier thanks to the automatic paper roll feeding, which holds 175m rolls of paper. So it saves time, saves paper and offers increased convenience.



Developed for usability

The enhanced and intuitive smart operation panel offers an easy to navigate colour touchscreen interface, which is consistent with other RICOH products, so no user training is required.



Give your business a competitive edge

Innovative print technology

Showcase your designs from precise line drafts to boldly coloured 3D renders with the highest accuracy and finest details. Our waterproof GEL-Jet™ technology uses inks that are smudge free and UV resistant, so your prints are high quality, durable, and can be viewed on site, in any weather.



Next generation controller panel

The new design colour touch screen on the RICOH IM CW2200's Smart Operation Panel offers an intuitive and easy to use customer interface. The versatile functionality and fast, simple navigation help to reduce operation error and improve the way you interact with the device.




Enhanced productivity & easy operation

Production downtime is key for any business, so thanks to the automatic paper roll setting, we've ensured this device requires minimum user attention. Up to 10 sheets of A1 can be stacked on the upper tray and documents up to 33 metres long can be printed continuously, thereby increasing productivity.



Fast & secure scanning functionality

We understand that your large format plans and CAD drawings are often subject to change and require written edits to be made on site. The RICOH IM CW2200 digitises your documents with fast and secure scanning at speeds of up to 35.3mm/s for colour and 106.7mm/s for mono documents at 600dpi.



Industry-leading quality and superb reliable service

Extra peace of mind

Our fast response network of experienced staff are on hand to help you address any concerns or issues that may arise. We want you to feel confident in the speed and capability of our service.



A consultative approach

RICOH is committed to working closely with its customers to help determine which technology solution is best for your business and your investment in new print technology enables profit



Putting your business safety first

We build a range of security measures into our products which include administrator/user authentication, document scanning encryption and external authentication, to restrict access and protect files.




Minimising environmental impact

We are committed to conserving the planet's precious resources and work consciously to minimise our impact on the environment in resource extraction, energy consumption, chemical discharge and carbon emissions.



The RICOH IM CW2200 new generation wide format printer



1 Scanner modules

Full colour scanner with a staggered 5 CIS seating arrangement for optimal quality and clarity.

2 Roll & 2nd roll

210-914mm width roll feeder with automatic paper roll feeding for CAD and GIS requirements.

3 Auto Nozzle detection

Uses Ricoh technology to deal with clogged nozzles to ensure consistently high-image resolution.

4 Smart Operation Panel

Intuitive operation panel is standard.

5 Full Front Operation

6 Simplified operation of paper basket

Prevents front cover being opened by mistake whilst in operation.

7 Supply module

Continually monitors the ink in the head-tank.

8 Ejection module

Installed with a Submarine cutter that reduce feed loss time.

RICOH IM CW2200

MAIN SPECIFICATIONS

GENERAL

Configuration	Console
Copying/printing process	On-demand Piezo inkjet system (pigment-based ink)
Resolution	600 x 600 dpi
Zoom	25% to 400% by 0.1% increments
Reproduction ratio	Metric: 25%, 35.4%, 50%, 70.7%, 141.4%, 200%, 282.8%, 400%
Memory capacity	4 GB
Hard Disk Drive	320 GB (shared with copier/printer/scanner)
Power source	220 - 240 V, 1.9 A (max.), 50/60 Hz
Dimensions (W x D x H)	1,384 x 675 x 1,220 mm
Weight	120 kg



COPIER

First copy time from standby mode	A0 SEF: B/W: high speed copy: 51 sec., standard: 71 sec., A0 SEF: full colour: high speed copy: 81 sec., standard: 155 sec., A1 LEF: B/W: high speed copy: 29 sec., standard: 41 sec., A1 LEF: full colour: high speed copy: 53 sec., standard: 84 sec.
Multiple copying	1 to 99
Copy modes	Text, Text/Photo, Photo, Drawing, Other (Generation/Map/Background Line/Patched Original/Highlight Pen)

PRINTER

Controller board	Embedded
CPU	1.6 GHz
Print speed	A1 LEF: B/W: 3.8 ppm, Colour: 2.1 ppm, A0 SEF: B/W: 1.9 ppm, Colour: 1.1 ppm
Print resolution	Speed priority (drawing): 600 x 300 dpi, Standard: 600 x 600 dpi, Quality priority: 600 x 600 dpi, Quality priority mode for only coated paper, film (matted) and special paper: 1,200 x 1,200 dpi
Print drivers	Adobe Postscript
Fonts	European 136 fonts (PS3)
Network interface: standard	100 base-TX/10 base-T Ethernet, 10/100/1000 base-TX, USB 2.0, USB Host
Network interface: optional	Wireless LAN IEEE 802.11a/g/n
Network protocol: standard	TCP/IP (IPv4, IPv6)
Supported OS	Win 8.1/10 (32/64bit), Win 11, Server 2012/R2, Server 2016/2019/2022, MacOS 10.14 or later, Citrix XenApp 7.15 LTSR, VirtualApps/Desktops 2012 or later

SCANNER

Scan speed: colour	35.3 mm/s or ips (600 dpi)
Scan speed: B/W	106.7 mm/s (600 dpi)
Scan resolution	150 - 600 dpi, TWAIN: up to 2,400 dpi
Scan modes: B/W	Text, Text/Photo, Text/Line Art (default), Photo, Grayscale
Scan detection	Auto Detect, Preset Paper Size, Custom Size
RGB support	Standard
Scan protocols	Network (TCP/IP), Scan to email (SMTP), Scan to folder (SMB, FTP)
Compression method	B/W (MH, MR, MMR (default), JBIG2), Colour (JPEG (5 levels))

PAPER HANDLING

Original feed	Sheet
Original set position	Center
Original scan size	Minimum: 210 - 210 mm, Maximum: 914 - 15,000 mm
Original paper weight	Paper feed guarantee: 0.035 - 1 mm, Image quality guarantee: 0.09 - 0.2 mm (64 - 190 g/m ²)
Output paper size	Maximum Roll Feeder: 914.4 mm width, 33,000 mm length, Maximum bypass: 914.4 mm width, 2,000 mm length
Output paper weight	Roll Paper: 0.068 - 0.2 mm (51 - 190 g/m ²), Cut Sheet: 0.068 - 0.4 mm (51 - 220 g/m ²)
Paper feeding capacity	Width: 297 - 914 mm, 11" - 36", Bypass: 1 sheet

ECOLOGY

Maximum power consumption	180 W
---------------------------	-------

RICOH
imagine. change.

www.ricoh-ap.com

RICOH ASIA PACIFIC PTE LTD

20W Pasir Panjang Road, #04-28 Mapletree Business City, Singapore 117439

All brand and/or product names are trademarks of their respective owners. Specifications and external appearance are subject to change without notice. The colour of the actual product may vary from the colour shown in the brochure. The images in this brochure are not real photographs and slight differences in detail might appear. Copyright © 2022 Ricoh Asia Pacific Pte Ltd. All rights reserved. This brochure, its contents and/or layout may not be modified and/or adapted, copied in part or in whole and/or incorporated into other works without the prior written permission of Ricoh Asia Pacific Pte Ltd.