

PrimeLink™ C9070 / C9065 Printer

Simply professional. Amazingly flexible.



Versatility from your all-in-one solution to suit all professionals

Your teams require the flexibility and productive workflow of a multifunction device. Your graphics, creative and production teams want a higher level of quality and finishing. However, purchasing machines to satisfy each requirement may become costly and space consuming. PrimeLink™ C9070 / C9065 Printer can be your "all-in-one" solution that flexibly meets the demands of professionals while offering a multitude of functions for the efficiency and versatility of your office work environment.

OFFERING VERSATILITY WITH VARIOUS FEATURES

PrimeLink™ C9070 / C9065 Printer will assist your professional requirements with a variety of features that supports creativity and innovation. While offering functions such as density uniformity/alignment adjustments and colour calibration, its variety of finishing options and efficiency-boosting workflows will keep jobs moving with less wasted time and materials.

To cater for your office work needs, this versatile printer also allows you to print, copy and scan - including automatic sending of scanned data to your PC, sending by e-mail or printing from USB. It can even print from virtually any smartphone or tablet. That's how the PrimeLink™ C9070 / C9065 Printer will boost any team's efficiency.

EQUIPPED WITH FEATURES TO ACCELERATE YOUR NEW BUSINESS POTENTIAL WITH IN-HOUSE COLOUR PRINTING

- Productive print speeds – print up to 70/65 ppm in colour and up to 75/70 ppm in black-and-white. With easy set-up and automated workflows, you can handle quick turnarounds in style.
- Media versatility – both coated and uncoated stocks up to 350 gsm are supported, including a variety of paper sizes such as postcards and banners.
- Wider finishing capabilities – a variety of inline finishing options offers a professional polish to presentation materials, brochures, reports and documents that require an extra appeal. Finishers include numerous functions like stapling, punching, folding, creasing, full bleed trimming and booklet making.
- Workflow innovation – integration with FreeFlow Digital Workflow Collection and partner solutions that deliver workflow productivity, innovation and automation. It also enables variable data solutions designed to meet a customer's demand for personalisation and business growth.

PrimeLink™ C9070 / C9065 Printer QUICK FACTS

Speed
Up to 70/65 ppm colour and 75/70 ppm black-and-white

Single-pass scanner
Up to 270 images per minute (ipm)

Printing resolution
2400 x 2400 dpi

Toner
Fuji Xerox Emulsion Aggregation (EA) Toner with ultra-low melt technology

Media weights
Up to 350 gsm and up to 256 gsm* for auto duplexing

Media sizes
Up to 330 x 660 mm

* For 221 to 256 gsm, print results are not fully assured.



For graphic arts Features to expand your creativity and efficiencies

WIN WITH SPEED AND IMAGE QUALITY

PrimeLink™ C9070 / C9065 Printer comes standard with a print server, which is ideal for professional and quick-print environments, supporting job workflows, colour management and any finishing requirements.

SUPPORT FOR BANNER PRINTING

You can print on larger media with the PrimeLink™ C9070 / C9065 Printer. It is capable of handling paper sizes up to 660 mm in length. Perfect for banners.

A WIDE RANGE OF OPTIONS FOR A WIDER VARIETY OF FINISHED JOBS

As your number of incoming jobs grow from a handful to dozens or even hundreds a day and as they come in more shapes and sizes, streamlining manual labour is essential. PrimeLink™ C9070 / C9065 Printer offers a wider variety of finishing options to provide automation that keeps you productive whilst saving time and reducing costly errors.

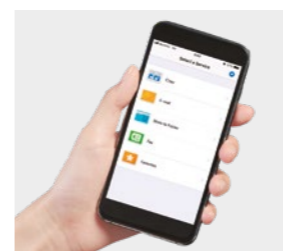


For corporate applications Latest office supporting technologies to accelerate your business activities

Portable UI for Business™

Your smartphone (iOS and Android™) can be used as a portable UI panel. Simply set a job on your smartphone and touch the NFC (Near Field Communication) reader*2 on the multifunction device to perform basic operations such as copy and scan (Store-to-Folder or E-mail). Portable UI for business enables up to 30 frequently used settings to be registered as favourites. These settings can be recalled with a single touch. The destination for saving scanned data can also be registered for added convenience.

*1: A wireless environment with an access point is required.
*2: IC Card Reader is required.



PrimeLink™ C9070 / C9065 Printer to automatically launch Print Utility and you are ready to print or scan.

Wi-Fi Direct®

Even when your intranet environment cannot be used by a visiting or employee's mobile device, these devices can connect to the PrimeLink™ C9070 / C9065 Printer via a wireless kit* to print documents. In addition to printing and scanning with Print Utility, AirPrint, Google Cloud Print™ and Mopria® are also supported.

* Optional.



Simple scanning for workflows*

Convert scanned documents automatically to a pre-specified file format and destination. Once a file format and destination is registered, select the workflow button and scan the document. Add a file name by adding a document type and date to a user-defined string set on a PC. Efficiency is dramatically increased when managing contracts and bills.

* Optional.

Server-less on-demand printing*

Combine greater security, convenience and reduce costs with server-less on-demand printing. Check the status of your print job on the UI panel before printing using the preview displays, or change settings such as the number of copies, colour mode and one-sided/ two-sided output, all from the UI panel. This improves document security and reduces waste from unnecessary printing.

* Optional.



Offering a myriad of standard functions to support your creativity and work efficiency.

INNOVATION COMES STANDARD

Vibrant colour and incredible detail

With our 2400 x 2400 DPI printing resolution, images are rich with crisp text so your output will always impress.

Excellent image quality

Our Emulsion Aggregation Toner with ultra-low melt technology is chemically grown, so the small, consistent particles produce impeccable quality with smooth transitions and an offset-like finish.


CLEAR PRINTING OF SMALL TEXT AND THIN LINES

Edge enhancement

Jaggedness, which tends to occur with mid-tone texts and lines, is suppressed by using screen processing on contours to reproduce crisp text and lines.

Adjust Invert Text/Line Weight

PrimeLink™ C9070 / C9065 Printer mitigates the crushing of white texts and fattening of small black texts. Several levels of toner are available to apply to the contour, so that you can set a desirable balance for improved text readability.



Adjust Invert Text/Line Weight: Off Adjust Invert Text/Line Weight: On

SELECT DIFFERENT SCREENS FOR INDIVIDUAL OBJECTS

Various screens can be chosen according to the objects you use, such as text and photos.

TRUE Adobe® PostScript® 3™ CERTIFICATION AND THE LATEST Adobe® PDF Print Engine*

These features plus lightning speeds means your creativity is never compromised.

* Adobe® PDF Print Engine is Optional.



Adobe PostScript 3™ Adobe PDF Print Engine 4

CONTROL QUALITY AND SAVE TIME WITH ADVANCED SIQA*

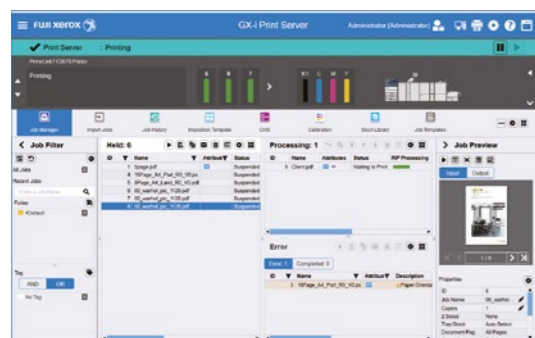
Advanced SIQA can save you from the hassle of adjusting alignment, density uniformity, tonal reproduction curve or transfer voltage. By simply scanning the printed charts, advanced SIQA will optimise the adjustment values. With advanced SIQA, operators no longer have to go through the time-consuming and repetitive procedure of having to print, measure and manually adjust individual settings. PrimeLink™ C9070 / C9065 Printer reduces waste and a considerable amount of operator intervention while consistently exceeding image quality expectations.

* Simple Image Quality Adjustment.

GX-i Print Server for the PrimeLink™ C9070 / C9065 Printer




Superb speed and image quality

Featuring a simple user interface, versatile media handling and automated RGB colour correction, this GX-i Print Server utilises architecture developed by Fuji Xerox to reduce RIP load and a RIP Accelerator Board to maintain image quality through high-speed, lossless compression.








Lineup of optional feeders and finishers to widely accommodate your needs.

FEEDING OPTIONS

 <p>HCF B1 Adds 2000 sheets of A4 (up to 220 gsm).</p> <p>Air Assist Multifeed Detection</p>	 <p>High Capacity Feeder B1-S Adds 2000 sheets in sizes of up to 330 x 488 mm (up to 350 gsm). Storage cabinet included.</p> <p>Air Assist Multifeed Detection</p>	 <p>High Capacity Feeder C1-DS Adds 4000 sheets in sizes of up to 330 x 488 mm (up to 350 gsm).</p> <p>Air Assist Multifeed Detection</p>
--	--	---





Note: Long paper is fed from the Bypass Tray (standard). When High Capacity Feeder B1-S or High Capacity Feeder C1-DS is connected, Bypass Tray is detached from the printer and attached to the connected High Capacity Feeder.

FINISHING OPTIONS

 <p>C3 Finisher, or C3 Finisher with Booklet Maker¹</p> <p>Sort/Stack Staple Punch⁵ Saddle Staple/Single Fold⁶ Z-Fold/Tri-Fold⁶</p>	 <p>Inserter D1²</p> <p>Cover/Sheet Insertion</p>	 <p>Crease/Two-sided Trimmer D2²</p> <p>Two-Sided Trim Crease</p>	 <p>Finisher D6, Finisher D6 with Booklet Maker, or Finisher D6 Plus³ Coming soon</p> <p>Sort/Stack Staple Punch⁵ Saddle Staple/Single Fold⁶ Z-Fold/Tri-Fold⁶</p>	 <p>SquareFold Trimmer D1⁴</p> <p>Face Trim Square Fold</p>
---	--	--	---	--

Note: Offset Catch Tray and Simple Catch Tray are provided for cases that do not require finishing. For third party vendor finishers, please contact your local Fuji Xerox representative.
¹: Transport Unit V1 is required. ²: Finisher D6, Finisher D6 with Booklet Maker or Finisher D6 Plus is required.
³: Interface Decurler Module D1 is required. ⁴: Finisher D6 with Booklet Maker is required.
⁵: Optional. ⁶: For C3 Finisher with Booklet Maker or Finisher D6 with Booklet Maker.

FINISHING APPLICATIONS

Note: Full bleed trim is made by two-sided trim and face trim.

Remote Services*

Fuji Xerox Remote Services increases machine reliability, uptime and productivity — making it easier for us to help you make your business stronger. Our Remote Services seamlessly integrates support systems and tools with highly skilled support teams across the globe. These connections enable us to provide proactive and relevant problem resolutions through robust underlying knowledge and comprehensive product understanding.



* Subject to availability.

Benefits:

- Transmit machine data to provide preventive maintenance, predict machine wear and reduce the time to fix issues.
- Monitor supplies and consumable levels (such as toner) and automatically deliver them, saving time and ensuring you have what you need to keep printing, when you need it.
- Automatically report billing meters to save time and improve accuracy.

Notes

- 1) To comply with paper weight specifications, it is recommended to use Fuji Xerox recommended paper. Document may not be printed correctly depending on usage conditions.
- 2) Functional spare parts will be available for at least 7 years after the product is no longer manufactured.

All product names and company names mentioned in this brochure are trademarks or registered trademarks of their respective companies. The product specifications, appearance and other details in this brochure are subject to change without notice for improvements.

Reproduction Prohibitions Please note that reproduction of the following is prohibited by law : Domestic and foreign currencies, government-issued securities, and national bonds and local bond certificates. Unused postage stamps, post cards, etc. Certificate stamps stipulated by law. Reproducing works forming the subject matter of copyright (literary works, musical works, paintings, engravings, maps, cinematographic works, drawings, photographic works, etc.) is not permitted unless the reproduction is for the purpose of personal use, family use or other similar uses within a limited circle.



For Your Safety

Before using the product, read the Instruction Manual carefully for proper use. Use the product with the power source and voltage specified. Be sure to establish ground connection. Otherwise, electronic shock may result in the case of a failure or short circuit.

For more information or detailed product specification, please call or visit us at

Fuji Xerox Australia Pty. Ltd.

8 Khartoum Road, Macquarie Park NSW 2113

Tel. 13 14 12

<http://www.fujixerox.com.au>

