

B&W Production Printer

RICOH
imagine. change.

RICOH Pro 8410S/ 8410/8420S/8420



Pro 8410s/
8410

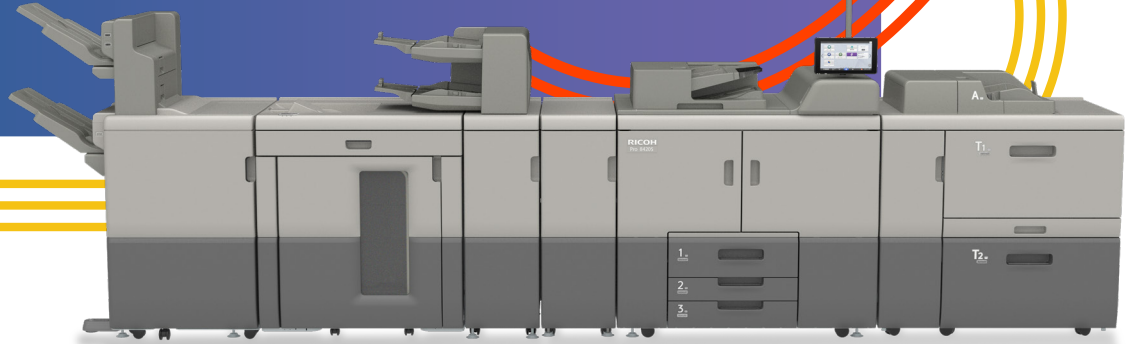
up to
111
ppm B/W

Pro 8420s/
8420

up to
136
ppm B/W

Drive growth, efficiency and more black-and-white
printing revenue to your bottom line

User-friendly. Environmentally friendly, too.



Optimize your monochrome production print operation

The RICOH Pro 8410s/8410/8420s/8420 monochrome production systems give you the versatility your business needs while maintaining exceptional print quality, and more inline finishing options than ever before. Produce everything from brochures, product manuals, transactional documents and direct mail with available configurations to suit a wide range of workflows within a compact space saving footprint.

- Produce black-and-white documents at up to 136 ppm.
- Reliably output up to 1,000,000 pages per month.
- Drive consistent quality with 2400 × 4800 dpi VSCSEL Imaging Technology.
- Print on a broad range of media, including heavy stock up to 350 gsm.
- Easy-to-use 10.1" Android™-based Smart Operation Panel.
- Expand paper capacity up to 12,600 sheets to extend uninterrupted print runs.
- Automate finishing to produce professional results in less time.
- Print trifold and gate folds on coated sheets up to 13" × 27.5" with the optional Vacuum Feed LCIT Oversize Sheet Tray.

Quickly digitize records or send information electronically via popular scan-to-applications



Rely on proven, consistent technology


Building on years of proven technology and years of experience in the market, Ricoh has developed the RICOH Pro 8400 monochrome production series. Customer requirements have never been higher, so a powerful combination of Ricoh technologies work in concert to deliver sharp text and impressive solids on every page of every job. Benefit from speeds up to 136 ppm and media versatility up to 27.5" long and 350 gsm to create more applications than ever before. Whether producing statements or applications requiring halftones, screens, and heavy solids, you can rely on predictable and proven results thanks to superior, registration and automation.

Small Footprint-Powerful Results

Adapting your workflows and production requirements to the needs of your business is integral to making your operation effective for years to come. Right sizing your operations production footprint to address your current workflow versus larger, costly, and cumbersome competitive products will allow you to continue to effectively manage your transition from offset to digital. The RICOH Pro 8400 Series exemplifies the shift towards sustainable business practices, reflecting a broader trend where environmental considerations are becoming integral to product design and corporate strategy. By reducing plastic content by 50% and incorporating 25% post-consumer recycled plastics, this product line not only minimizes its environmental footprint but also aligns with the growing consumer and regulatory demand for eco-friendly products.


All-in-one options that drive your business forward

From jobs requiring quick turnaround times and tight SLA's, to high-speed scanning, the RICOH Pro 8400 Series production printers give your business the flexibility it needs to reduce costs, archive and distribute documents quickly and efficiently, and even insert pre-printed covers with ease utilizing the optional CI5040 Cover Interposer Tray. Adding inline finishing solutions will help you save on outsourcing, gain more control over the outcome and impress customers. Whether you need to collate, bind or trim on simple or complex jobs, we'll help you automate everything.



RICOH

Configure an end-to-end solution that **meets your production workflow needs.**



More features to manage more types of jobs

1 TR5050 Face Trimmer (Optional):

Use the inline Face Trimmer to trim saddle-stitched booklets produced with the SR5120 Booklet Finisher. The TR5050 can trim booklets with up to 30 sheets/120 pages.

2 SR5000 Series Output Tray for Oversize Sheet (Optional):

This Output Tray will extend the Shift Tray of the SR5110 Finisher or SR5120 Booklet Finisher to stack oversize sheets up to 27.5" in length.

3 SR5120 Booklet Finisher (Optional):

Use the Booklet Finisher to produce saddle-stitched booklets with up to 30 sheets/120 pages with a reduced fold height from previous options and improved productivity. Cover stocks of up to 130 lb. (350 g/m²) can also be handled.

4 SK5040 High Capacity Stacker (Optional):

Use the 5,000-sheet Stacker to run longer, unattended jobs. Move larger volumes of output to offline binding, packing and shipping quickly via the roll-away cart. Lock the stacker door when printing confidential documents. Up to two High Capacity Stackers can be included in the system.

5 DU5070 Decurl Unit (Optional):

Reduce paper curling for more accurate stacking and greater throughput.

6 240-Sheet Automatic Document Feeder (Pro 8410s/8420s only):

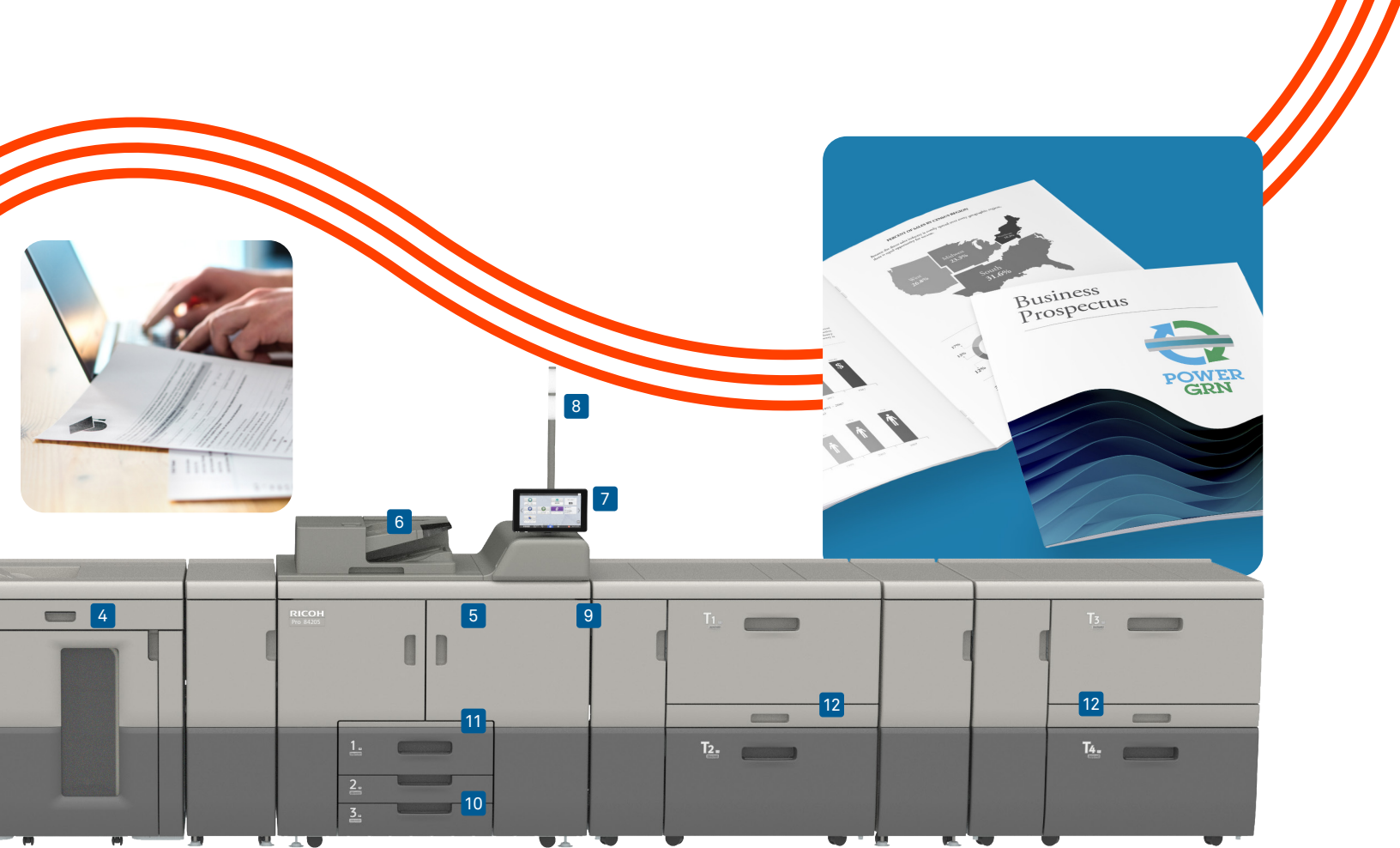
Expedite copy and scan jobs with single-pass colour duplex scanning up to 240 images per minute.

7 Full-colour, 10.1" Smart Operational Panel:

Intuitive, tablet-like performance to manage print tasks with ease. Customize the display, create presets for commonly used settings, and transition from job to job quickly from the control panel.

8 Operator Attention Light:

Find out instantly from anywhere in the print center the moment the printer's status changes.



9 VCSEL Technology:

Produce vivid prints and smoother gradations for improved text, fine lines, graphics and photographic reproductions via 2400 x 4800 dpi Vertical Cavity Surface Emitting Laser.

10 Main Unit Paper Trays:

Perform longer runs with two tandem 1,100-sheet Paper Trays and two 550-sheet Paper Trays for a standard total paper capacity of 3,300 sheets. Add optional paper sources to expand capacity to 12,600 sheets.

11 TK5010 A3/DLT Tray Kit (Optional):

Expand paper capacity for larger sizes without taking up too much space by converting a standard paper drawer to an 11" x 17" drawer.

12 RT5150 Vacuum Feed Large Capacity Input Tray (Optional):

Support a wide range of media utilizing vacuum feed and side air assist to feed uncoated and coated papers from 40-350 g/m² with speed and accuracy. Add an optional BU5010 Bridge Unit to add two 4,400-Sheet Vacuum Feed LCITs to maximize total capacity at 12,600 sheets.

Fiery® EB-36 Controller:

Execute end-to-end automated workflows and simplify advanced print management to expand production printing.

Vacuum Feed Oversize Sheet Tray (Optional)*:

Extend the Vacuum Feed LCIT Tray to produce oversize sheets of up to 13" x 27.5" with coated and uncoated paper.

GBC StreamPunch™ Plus & StreamWire*:

Achieve professional quality with inline punching for media up to 300 gsm. Automate inline binding systems when creating twin-loop wire-bound booklets.

Plockmatic Booklet Maker PBM 350e/500e*:

Create booklets up to 50 sheets of paper in-line or off-line with three-sided trimming and square fold. Supports up to 350 gsm coated or uncoated paper stocks.

HCI3500 Plockmatic High Capacity Interposer (Optional)*:

Feed pre-printed sheets from two sources for front and back covers. Insert a wide range of offset, colour or coated paper up to 130 lb. Cover (350 g/m²) within a single booklet automatically. Take advantage of two trays with 3,500 sheet total paper capacity for extended runs with multiple paper stocks.

*°Not Shown

RICOH Pro 8410S/8410/8420S/8420

System specifications

Engine Specifications

Standard Modes	Pro 8410S/8420s – Copy/Print/Scan Pro 8410/8420 – Print
Print/Copy Process	1-drum dry electrostatic transfer with indirect image transfer system
Fusing	Oil-less belt fusing method
Paper Registration	Sensor and Mechanical
Control Panel	Full-colour 10.1" Smart Operation Touch Panel Pro 8410S/8410: 111 ppm
Output Speed	Pro 8420S/8420: 136 ppm
First Copy OutPut Time	Pro 8410S: 5.6 seconds Pro 8420S: 4.6 seconds
Max Monthly Volume	1,000K
Resolution	VCSEL: 2400 x 4800 dpi Print: 1200 x 1200 dpi
Simplex	11 lb. Bond – 130 lb. Cover (40 – 350 g/m ²)
Duplex	11 lb. Bond – 110 lb. Cover (40 – 300 g/m ²)
Paper Capacity	Tray 1: 2,200 sheets (1,100 x 2) Trays 2 – 3: 1,100 sheets (550 x 2)
Limitless Paper Supply	Supported
Paper Size	Tray 1: 8.5" x 11" Trays 2 – 3: 5.5" x 8.5" to 13" x 18"
Paper Weight	Trays 1 – 3: 14 lb. Bond – 95 lb. Cover (52 – 256 g/m ²)
Paper Type	Plain, Recycled, Coloured, Letterhead, Pre-printed, Pre-punched, Bond, Card, OHP*, Tab*, Transparency*, Label*, Gloss*, Matte*, Envelope*, Carbonless Paper** Less than 300 seconds
Warm-Up Time	Pro 8410S: 14.2 kWh/wk
Typical Electricity Consumption (TEC)**	Pro 8410: 14.0 kWh/wk Pro 8420S: 17.8 kWh/wk Pro 8420: 17.5 kWh/wk
Max. Power Consumption	Pro 8410S: Less than 3,020 W Pro 8410: Less than 2,820 W Pro 8420S: Less than 3,270 W Pro 8420: Less than 3,070 W
Power Requirements	208-240 V, 50/60 Hz, 20 A (dedicated)
Dimensions (WxDxH)	45" x 35.4" x 68.3" (1,141 x 900 x 1,735 mm) with Attention Light
Weight	Pro 8410S/8420s: 944 lbs. (428 kg) Pro 8410/8420: 911 lbs. (413 kg)
ENERGY STAR EPEAT	Certified Gold Rated

*Via optional paper sources

**Typical Electricity Consumption by ENERGY STAR program

Copier Features (Pro 8410S/8420S only)

Duplex Copying, Simplified Display, Auto Paper Selection, Auto Reduce/Enlarge, Auto Start, Auto Tray Switching, Auto Image Density, User Codes (1,000), Job Programs (50), Image Rotation, Interrupt Copy, Job Presets, Book/Series/Combine Copying, Cover/Chapter/Slip Sheet, Tabs, Sample Copy, Stamps/Numbering, Bates Numbering, Shift/ Erase/Margin Adjustment, Customizable Home Screen, Eco-Friendly Indicator, Energy Saver, Weekly Timer, External USB Keyboard Support, Web Browser, Copy Reservation (10), A3/DLT Counter, Mixed Sizes, Batch Mode

Security Features

Data Encryption (Address Book, Authentication Password, SSL Communication, S/MIME, IPsec Communication, HDD), User Authentication (Windows®, LDAP, Basic, User Code, 802.1.x Wired), Network Protocol On/Off, IP Filtering, Unauthorized Copy/Print Control, SMTP over SSL, Mandatory Security Information Print (Compulsory Security Stamp)

Printer Specifications

Configuration	Embedded
CPU	Intel® Atom™ Processor BayTrail-I – 1.91 GHz
Memory	2 GB
HDD	640 GB
Standard Interfaces	Ethernet (1000BASE-T/100BASE-TX/10Base-T) USB 2.0 Type A (2 ports on Controller board and 4 ports on operation panel) USB 2.0 Type B (1 port on Controller board), SD slot (1 on operation panel)

Optional Interfaces	IEEE802.11a/b/g/n, Bluetooth
Network Protocol	TCP/IP (IPv4, IPv6)
Network Operating Systems	Windows 7/8.1/10/Server 2008/Server 2008R2/Server 2012/Server 2012R2/Server 2016/Server 2019, Mac OS X 10.11 or later; NetWare 6.5, UNIX Sun Solaris 10, HP-UX 11.x/11i v2/11i v3, SCO OpenServer 5.0.7/6.0, RedHat Linux Enterprise V4/V5/V6, IBM AIX V6.1/V7.1/V7.2, SAP R/3/S/4 PCL5e, PCL6, PostScript3 Emulation, PDF Direct Emulation, JPEG, TIFF
PDL	Adobe PostScript 3, Adobe PDF, XPS
Optional PDL	PCL: 45 scalable + 13 international
Fonts	

Printer Features

Send to Document Server, Sample/Locked/ Hold/Stored/Scheduled Print, Store and Print, Layout (N-up), Banner Page Print, PDF Direct Print, Mail to Print, Classification Code, Bonjour Support, Windows Active Directory Support, DDNS Support, PCL Resident Font Adoption, Tray Parameter Change from Web Image Monitor, 1200 dpi Support, Mobile Driver, WSD Print, Media Direct Print (Print from USB/SD), Auto Job Promotion, Poster Print

Fiery EB-36 Controller

Configuration	External
Fiery Platform	NX One
Fiery System	FS600 Pro
Memory	8 GB
CPU	Intel Pentium G7400E
HDD	240/256 GB SSD SATA (OS) 500GB HDD SATA (Data)
Interface	Ethernet (1000BASE-T/100BASE-TX/10Base-T) USB 3.0 (2 rear ports and 3 on Fiery QuickTouch panel) USB 2.0 (4 rear ports)
Operating System	Windows 10 IoT Enterprise 2021LTSC
Network Protocol	TCP/IP (IPv4, IPv6)
Printer Description	PS, PCL5, PCL 6
Language	
Fonts Standard	PS3 138
Optional	Fiery PCL AGFA Font, NX Station One, Fiery High Security Kit, External HDD kit, Term Based Subscription Software (Fiery Impose, Fiery Compose, Fiery Impose-Compose, Fiery JobMaster), and ES-3000 Spectrophotometer

Scanner Specifications (Pro 8410S/8420S only)

Document Feeder	Standard 220-Sheet ADF with single-pass colour duplex scanning
Scanning Resolution	100/150/200/300/400/600 dpi 200 dpi (Default)
Max Scan Area	11.7" x 17" (297 x 432 mm)
Scan Speed	Simplex: 140 ipm; Duplex: 280 ipm (B&W and Full-colour)
Output Format	Single Page: TIFF/JPEG/PDF/High Compression PDF Multi Page: TIFF/PDF/High Compression PDF
Interface Support	Ethernet (1000BASE-T/100BASE-TX/10Base-T), USB2.0 Type A, SD card slot, Optional Wireless LAN (IEEE802.11 a/b/g/n)
Authentication	SMTP/POP before SMTP

Scanner Features

Scan to USB/SD, Scan-to Email/Folder/SMB/FTP/URL/PDF/A, Searchable PDF (OCR Option required), WSD Scanner, TWAIN Scanning, Scanned File Naming, LDAP Support, Distributed Scan Management, Preview Before Transmission, PDF Encryption, Drop Out colour Send, Auto colour Selection, Auto Density, Auto Size Detection, Image Rotation, Mixed Size/SADF/Batch Mode, Reduce and Enlarge, Split Scan, JBIG2 Compression Support

Document Server Specifications

Max. Stored Documents	3,000
Max. Pages per Document	15,000
Max. Stored Pages	15,000

**Vacuum Feed LCIT RT5150 and SR5110 or SR5120 Finisher required. Please refer to the approved media catalogue for approved carbonless paper types and printing instructions.

Accessories

TK5010 A3/DLT Tray Unit (Option for Main Unit Tray 1)

Paper Capacity	1,000 sheets
Paper Size	8.5" x 11", 8.5" x 14", and 11" x 17"

LCIT RT5130 A4/LT Large Capacity Input Tray

Paper Capacity	5,000 sheets Tray 4: 1,100 sheets Tray 5: 1,100 sheets Tray 6: 2,800 sheets
Paper Size	5.5" x 8.5" – 8.5" x 11"
Paper Weight	Trays 4 – 5: 14 lb. Bond – 80 lb. Cover (52 – 216 g/m ²) Tray 6: 14 lb. Bond – 60 lb. Cover (52 – 163 g/m ²)
Dimensions (WxDxH)	21.3" x 28.7" x 39.4" (540 x 730 x 1,000 mm)
Weight	233.7 lbs. (106 kg)

LCIT RT5110 A2/DLT Large Capacity Input Tray

Paper Capacity	4,400 sheets Tray 4: 1,100 sheets Tray 5: 2,200 sheets Tray 6: 1,100 sheets
Paper Size	3.94" x 5.5" – 13" x 19.2"
Paper Weight	Trays 4 & 6: 14 lb. Bond – 95 lb. Cover (52 – 256 g/m ²) Tray 5: 11 lb. Bond – 110 lb. Cover (40 – 300 g/m ²)
Air Assist	Supported
Dimensions (WxDxH)	34" x 28.7" x 39.4" (865 x 730 x 1,000 mm)
Weight	407 lbs. (185 kg)

LCIT RT5120 Vacuum Feed Large Capacity Input Tray

(Max 2 units per system)	
Paper Capacity	4,400 sheets (2,200 sheets x 2 Trays)
Paper Size	3.94" x 5.5" – 13" x 19.2"
Paper Weight	11 lb. Bond – 130 lb. Cover (40 – 350 g/m ²)
Vacuum Feed	Supported
Air Assist	Supported
Dimensions (WxDxH)	41.5" x 28.7" x 39.4" (1,054 x 730 x 1,000 mm)
Weight	507 lbs. (230 kg)

Vacuum Feed Oversize Sheet Tray Type S9

Paper Capacity	730 sheets
Paper Size	8.27" x 16.54" – 13" x 27.5"
Paper Weight	14 lb. Bond – 110 lb. Cover (52 – 300 g/m ²)
Paper Source	From LCIT RT5100
Dimensions (WxDxH)	Dimension of LCIT RT5120 will extend to 50.8" x 28.7" x 39.4" (1,290 x 730 x 1,000 mm)

BY5020 Multi Bypass Tray

Paper Capacity	500 sheets
Paper Size	3.94" x 5.5" – 13" x 19.2" Maximum Paper size extends up to 13" x 27.5" by adding the optional Multi Bypass Oversize Sheet Tray Type S9
Paper Weight	14 lb. Bond – 80 lb. Cover (52 – 216 g/m ²)

RICOH Pro 8410S/8410/8420S/8420

System specifications



CI5040 2 Source Cover Interposer

Paper Capacity	400 sheets (200 sheets x 2 Trays)
Paper Size	5.5" x 8.5" - 13" x 19.2"
Paper Weight	14 lb. Bond - 130 lb. Cover (52 - 350 g/m ²)
Air Assist	Supported
Double Feed Detection	Optional
Dimensions (WxDxH)	13" x 28.7" x 50.8" (330 x 730 x 1,290 mm)
Weight	110 lbs. (50 kg)

SR5110 4,500-Sheet Finisher with 100-Sheet Stapler

Lower Shift Tray	
Paper Capacity	3,500 sheets - 8.5" x 11" (LEF) 1,500 sheets - 8.5" x 11" (SEF), 8.5" x 14" - 11" x 17" 1,000 sheets - 12" x 18" - 13" x 19.2"
Upper Shift Tray	
Paper Capacity	1,000 sheets - 8.5" x 11" (LEF) 500 sheets - 8.5" x 11" (SEF), 8.5" x 14" - 13" x 19.2" 11 lb. Bond - 130 lb. Cover (40 - 350 g/m ²) 3.94" x 5.5" - 13" x 19.2"
Paper Weight	Optional 2/3 hole
Paper Size	8.5" x 11" - 2 to 100 sheets 8.5" x 14", 11" x 17" - 2 to 50 sheets
Punch	Up to 80 g/m ²
Staple	Top, Bottom, 2 Staples, Top Slant
Staple Paper Weight	39.2" x 28.7" x 55.7" (996 x 730 x 1,415 mm)
Staple Position	
Dimensions (WxDxH)	
Weight	298 lbs. (135 kg)

SR5120 3,500-Sheet Booklet Finisher with 100-Sheet Stapler

Lower Shift Tray	
Paper Capacity	2,500 sheets - 8.5" x 11" (LEF) 1,500 sheets - 8.5" x 11" (SEF), 8.5" x 14" - 11" x 17" 1,000 sheets - 12" x 18" - 13" x 19.2"
Upper Shift Tray	
Paper Capacity	1,000 sheets - 8.5" x 11" (LEF) 500 sheets - 8.5" x 11" (SEF), 8.5" x 14" - 13" x 19.2" 11 lb. Bond - 130 lb. Cover (40 - 350 g/m ²) 3.94" x 5.5" - 13" x 19.2"
Paper Weight	Optional 2/3 hole
Paper Size	8.5" x 11" - 2 to 100 sheets 8.5" x 14", 11" x 17" - 2 to 50 sheets
Punch	Up to 80 g/m ²
Staple	Top, Bottom, 2 Staples, Top Slant
Staple Paper Weight	
Staple Position	
Saddle Stitch Staple	
Paper Size	7.2" x 10.2" - 13" x 19.2"
Paper Weight	52 - 350 g/m ² 52 - 80 g/m ² up to 30 sheets/120 pages 52 - 105 g/m ² up to 15 sheets/60 pages
Position	2 at center
Dimensions (WxDxH)	39.2" x 28.7" x 55.7" (996 x 730 x 1,415 mm)
Weight	353 lbs. (160 kg)

TR5050 Booklet Trimmer

Trimming Type	One Side Edge
Trimming Capacity	Up to 30 sheets/120 pages
Paper Size	7.2" x 10.2" - 13" x 19.2"
Stack Capacity	Up to 60 sets
Limitless Stack	Supported
Dimensions (WxDxH)	43.9" x 23.3" x 21.9" (1,115 x 591 x 555 mm)
Weight	166 lbs. (75 kg)

FD5030 Multi-Folding Unit

Folding Type	Single Sheet Mode: Z-Fold, Half-Fold/ Print inside, Half-Fold/Print outside, Letter Fold-in/Print inside, Letter Fold-in/Print outside, Letter Fold-out, Double Parallel/Print inside, Double Parallel/Print outside, Gate-Fold/Print inside, Gate-Fold/Print outside Multiple Sheets Mode: Half-Fold/Print inside, Half-Fold/Print outside, Letter Fold-in/Print inside, Letter Fold-in/Print outside, Letter Fold-out
Paper Size	Single Sheet Mode: Z folding: 8.5" x 11" - 12" x 18"; Half folding: 8.5" x 11" - 13" x 19.2"; Letter folding: 8.5" x 11" - 12" x 18"; Multiple Sheets Mode: Half folding: 8.5" x 11" - 13" x 19.2"; Letter Fold-in: 8.5" x 11" - 12" x 18"; Letter Fold-out: 8.5" x 11" - 8.5" x 14"
Paper Weight	Single Sheet Mode: 64 - 105 g/m ² Multiple Sheets Mode: 64 - 80 g/m ²
Dimensions (WxDxH)	18.5" x 28.7" x 39.4" (470 x 730 x 1,000 mm)
Weight	203 lbs. (92 kg)

GB5010 Perfect Binder

Booklet Size	Width: 7.9" x 11.7" (201 - 297 mm); Length: 5.5" x 8.5" (140 - 216 mm) Less than 1" (23 mm)
Booklet Thickness	200 sheets
Book Page Capacity	3 Edges, 1 Edge, None
Cutting Directions	Body Pages: 17 lb. Bond - 60 lb. Cover (64 - 163 g/m ²)
Paper Weight	Cover Pages: 24 lb. Bond - 110 lb. Cover (90 - 300 g/m ²) 50 sheets: 13; 100 sheets: 7; 200 sheets: 4
Stack Capacity/ Booklet	
Dimensions (WxDxH)	42.9" x 31.1" x 54.6" (1,090 x 791 x 1,387 mm)
Weight	770 lbs. (350 kg)
High Capacity Stacker SK5040	
Paper Capacity	5,000 sheets
Proof Tray	250 sheets
Paper Weight	14 lb. Bond - 130 lb. Cover (52-350 g/m ²)
Output Jogger	Standard
Rollaway Cart	Standard (Optional additional carts available)
Dimensions (WxDxH)	35.4" x 28.7" x 39.4" (900 x 730 x 1,000 mm)
Weight	Stacker: 264 lbs. (120kg) Rollaway Cart: 33 lbs. (15kg)

Plockmatic HCI3500 High Capacity Interposer

Paper Capacity	3,500 sheets (1,750 sheets x 2 Trays)
Paper Size	4.72" x 8.27" - 13" x 26" (120 x 210 mm - 350 x 660 mm)
Paper Weight	18 lb. Bond - 130 lb. Cover (65 - 350 g/m ²)
Dimensions (WxDxH)	47.2" x 28.7" x 43" (1,200 x 730 x 1,100 mm)
Weight	172 lbs. (78 kg)

Plockmatic PBM350e Booklet Maker

Paper Size	8.5" x 11" - 12" x 18"
Paper Weight	17 lb. Bond - 110 lb. Cover (64 - 300 g/m ²)
Set Size	2-35 sheets - 80 g/m ² 2-50 sheets - 80 g/m ² (PBM500 upgrade kit needed)
Dimensions (WxDxH)	55.9" x 35.4" x 27.6" (1,420 x 970 x 700 mm)
Weight	297 lbs. (135 kg)
Optional	PBM Trim Module, PBM Book Fold Module, PBM Cover Feeder, Plockmatic PBM RCTe (Rotate Crease Trimmer)

GBC StreamPunch Plus

Paper Size	5.5" x 8.5", 8.5" x 11", 8.5" x 14", 11" x 17", 12" x 18"
Paper Weight	20 lb. Bond - 110 lb. Cover (75 - 300 g/m ²)
Tab Punching	Supported
"Two-Up" Punching	Supported
Dimensions (WxDxH)	17.5" x 28.7" x 39.4" (445 x 730 x 1,000 mm)
Weight	220 lbs. (100 kg)

GBC StreamWire (GBC StreamPunch Plus is required)

Paper Size	8.5" x 11" (LEF)
Paper Weight	20 lb. Bond - 110 lb. Cover (75 - 300 g/m ²)
Number of Loops	8.5" x 11" (LEF) - 32 loops
StreamWire Supply	Black, White, or Silver Up to 30, 50, 60, 70, or 80 Sheets
Tab Stock	Supported
Dimensions (WxDxH)	34" x 38" x 34" (864 x 965 x 864 mm)
Weight	500 lbs. (226 kg)

Additional Accessories

Decurl Unit DU5070, ADF Double-feed Detection Kit Type S7, Media Identification Unit Type S3, TCRU/ORU Type S11 (Set A), ORU Type S11 (Set B), PostScript3 Unit Type S11, NFC Card Reader Type S6, Optional Counter Interface Unit Type M12, IEEE802.11a/b/g/n, OCR Unit Type M13, VM Card Type P18, File Format Converter Type M18, Bridge Unit BU5010, Multi Bypass Attachment Kit for Vacuum Feed LCIT Type S9, SR5000 series Output Tray for Banner Sheet Type S6, Buffer Pass Unit Type S11, Bridge Unit BU5020, RPIP Option Interface Box Type 3

Supply Yields

Toner: 82,000 prints per bottle*

*Based on 6% chart of Ricoh A4 LEF test chart under normal operating conditions.

For maximum performance and yield we recommend using genuine Ricoh parts and supplies.

Specifications subject to change without notice.